






WORKSHEET #11 - SINGLE AXLE SCALE

Fifth Wheel Trailers and Tow Vehicles

INSTRUCTIONS	
Position the Tow Vehicle and Fifth Wheel on the scale platform, one axle set at a time, so that each axle is centered on the platform as best possible. Once a weight is established, move to the next axle. All recorded weights are in pounds (lbs).	
TOW VEHICLE ONLY WEIGHT	
Enter Steer Axle GAW.	1.
Enter Drive Axle GAW.	2.
Calculate Tow Vehicle GVW: $(1+2=3)$.	3.
COUPLED TOW VEHICLE - FIFTH WHEEL TRAILER ATTACHED	
Enter Steer Axle GAW.	4.
Enter Drive Axle GAW.	5.
Calculate Coupled Tow Vehicle GVW: $(4+5=6)$.	6.
Calculate Fifth Wheel Pin Weight by subtracting Tow Vehicle GVW (line 3) from Coupled Tow Vehicle GVW (line 6): $(6-3=7)$.	7.
Enter Fifth Wheel Axle One GAW.	8.
Enter Fifth Wheel Axle Two GAW.	9.
Enter Fifth Wheel Axle Three GAW.	10.
Calculate Trailer Total GAW: Add Trailer Axle One (line 8), Trailer Axle Two (line 9) and Trailer Axle Three (line 10): $(8+9+10 = 11)$.	11.
CALCULATIONS	
Enter Tow Vehicle Steer Axle GAWR as indicated on the Tow Vehicle MWL.	12.
Tow Vehicle Steer Axle GAW (line 1) and Coupled Tow Vehicle Steer Axle GAW (line 4) MUST each be less than Steer Axle GAWR (line 12).	 Verify
Enter Tow Vehicle Drive Axle GAWR as indicated on the Tow Vehicle MWL.	13.
Tow Vehicle Drive Axle GAWR (line 2) and Coupled Tow Vehicle Drive Axle GAW (line 5) MUST each be less than Drive Axle GAWR (line 13).	 Verify
Enter Trailer GAWR as indicated on the Trailer MWL.	14.
Each Fifth Wheel Axle GAW (lines 8, 9 and 10) MUST each be less than the Trailer GAWR (line 14).	 Verify

Enter Trailer GVWR as indicated on the Trailer MWL.	15.
Calculate Trailer GTW. Add the Fifth Wheel Pin Weight (line 7) and the Fifth Wheel Trailer Total GAW (line 11): (7+11=16).	16.
Trailer GTW (line 16) MUST be less than the Trailer GVWR (line 15).	 Verify
Enter Tow Vehicle GCWR from the Tow Vehicle MWL.	17.
Calculate GCW. Add Coupled Tow Vehicle GVW (line 6) and Total Trailer GAW (line 11): (6+11=18)	18.
GCW (line 18) MUST be less than the Tow Vehicle GCWR (line 17) If not, the Tow Vehicle and Fifth Wheel exceed their designed combined maximum weight rating and this MUST be resolved.	 Verify